

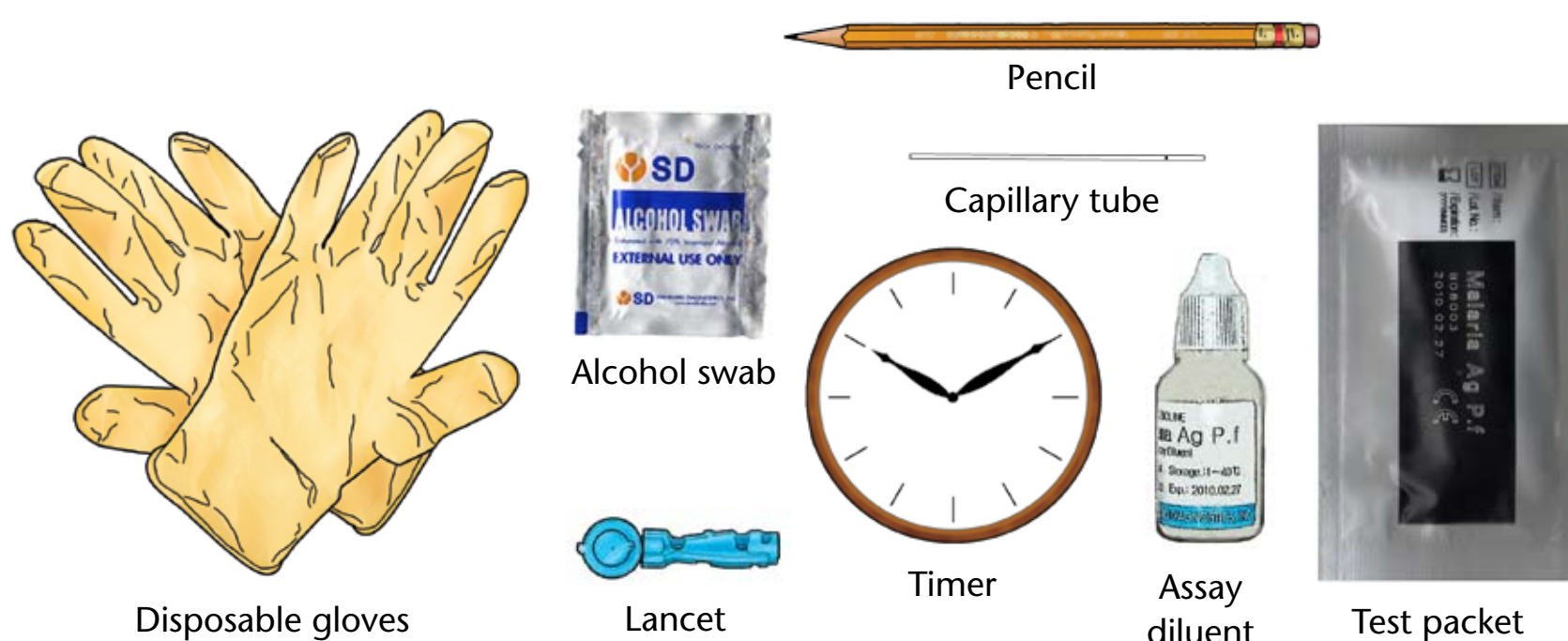
How To Do the Rapid Test for Malaria

Modified for training in the use of the **SD Bioline Malaria Ag Pf (05FK50-02-4) Test** for *falciparum* malaria



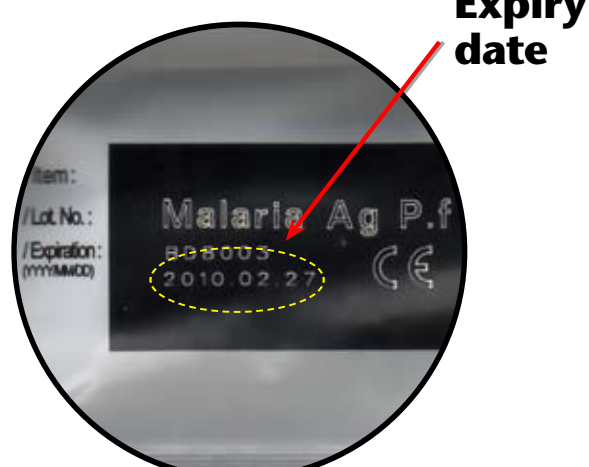
Collect:

- NEW unopened** test packet
- NEW** capillary tube
- NEW unopened** alcohol swab
- NEW sterile** lancet
- NEW** pair of disposable gloves
- Assay diluent
- Timer
- Sharps box
- Pencil or pen



READ THESE INSTRUCTIONS CAREFULLY BEFORE YOU BEGIN.

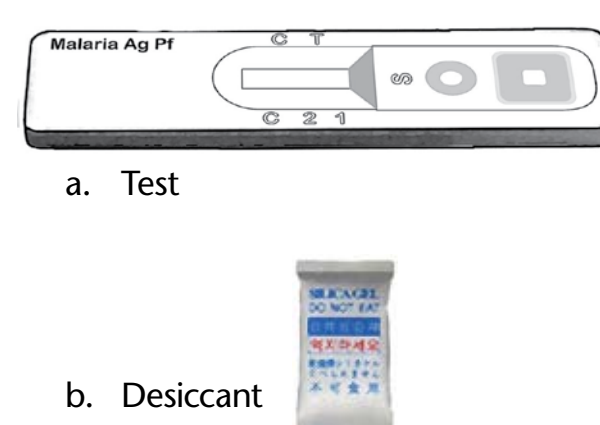
- 1.** Check the expiry date on the test packet.



- 2.** Put on the gloves. Use new gloves for each patient.



- 3.** Open the packet and remove:



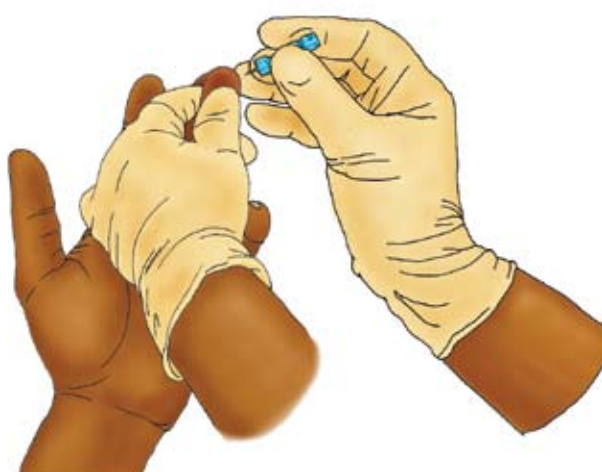
- 4.** Write the patient's name on the test.



- 5.** Open the alcohol swab. Grasp the 4th finger on the patient's left hand. Clean the finger with the alcohol swab. Allow the finger to dry before pricking.



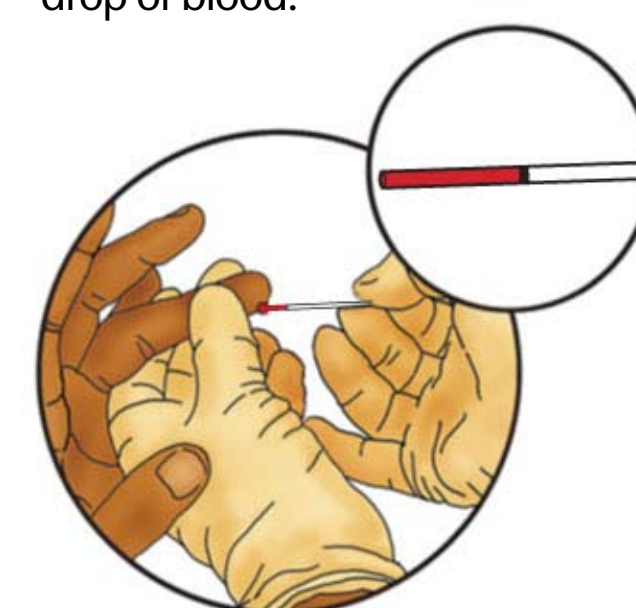
- 6.** Open the lancet. Prick patient's finger to get a drop of blood. Do not allow the tip of the lancet to touch anything before pricking the patient's finger.



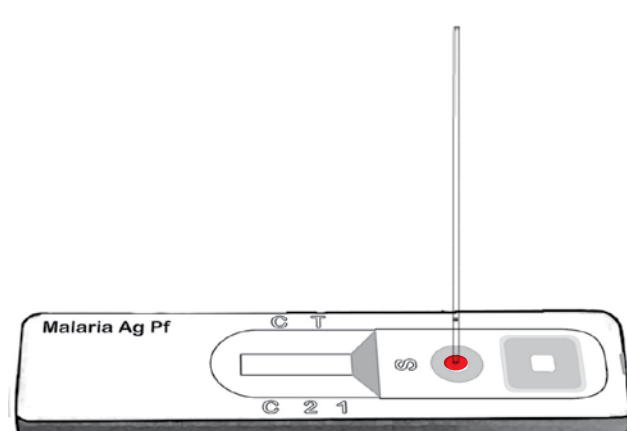
- 7.** Discard the lancet in the Sharps box immediately after pricking finger. **Do not set the lancet down before discarding it.**



- 8.** Use the capillary tube to collect the drop of blood.



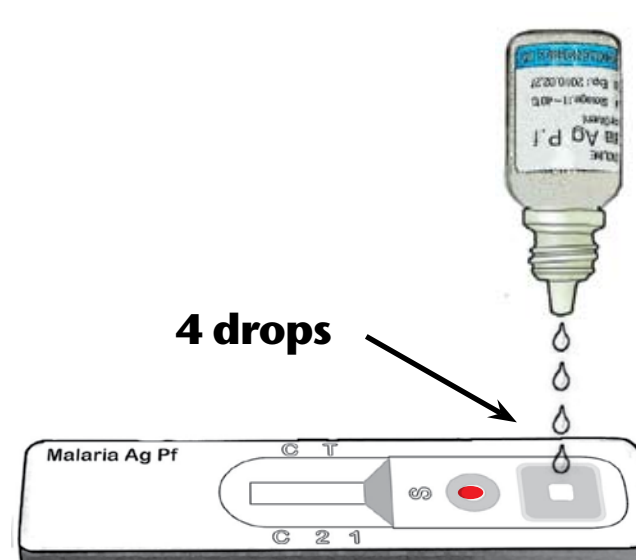
- 9.** Use the capillary tube to put the drop of blood into the round hole.



- 10.** Discard the capillary tube in the Sharps box.



- 11.** Put four (4) drops of assay diluent into the square hole.



- 12.** Wait **15 minutes** after adding assay diluent.

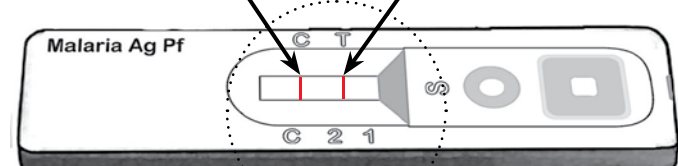


- 13.** Read test results. (**NOTE: Do Not** read the test sooner than **15 minutes** after adding the assay diluent. You may get **FALSE** results.)

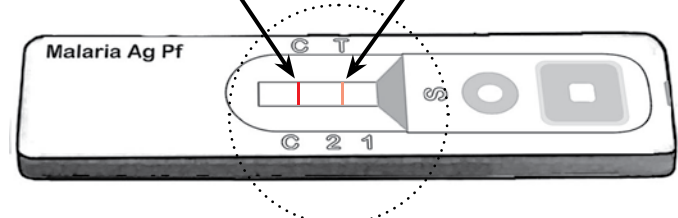
- 14.** How to read the test results:

POSITIVE

A line in "C" **AND** a line in "T" means the patient **DOES** have *falciparum* malaria.

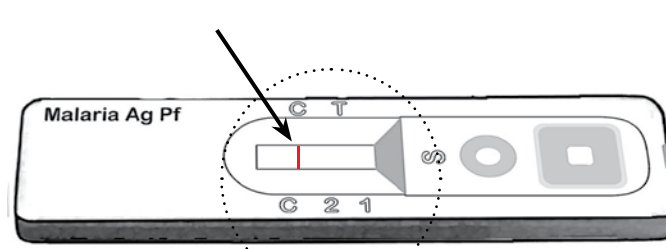


The test is **POSITIVE** even if the line in "T" is faint.



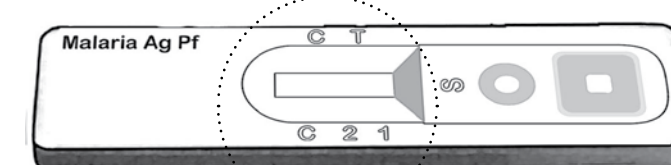
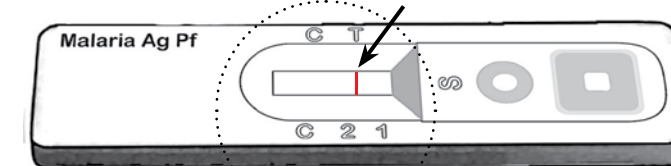
NEGATIVE

A line in "C" and **NO LINE** in "T" means the patient **DOES NOT** have *falciparum* malaria.



INVALID RESULT

NO LINE in "C" and a line or no line in "T" means the test is **INVALID**.



Repeat the test using a new RDT if no control line appears.

If no line appears in "C," repeat the test using a **NEW unopened** test packet and a **NEW unopened** lancet.

- 15.** Dispose of the gloves, alcohol swab, desiccant sachet and packaging in a non-sharps waste container.



- 16.** Record the test results in your CHW register. Dispose of cassette in non-sharps waste container.



NOTE: Each test can be used ONLY ONE TIME. Do not try to use the test more than once.

URC
UNIVERSITY RESEARCH

FIND
foundation
for innovative new diagnostics

Produced by the Foundation for Innovative New Diagnostics (FIND) from generic material developed jointly by the World Health Organization (WHO), United States Agency for International Development (USAID), University Research Co., LLC (URC), Special Programme for Research and Training in Tropical Diseases (TDR), Malaria Consortium and Zambia National Malaria Control Centre.